

Preparation of Unsymmetrical Ketones from Tosylhydrazones and Aromatic Aldehydes via Formyl C–H Bond Insertion

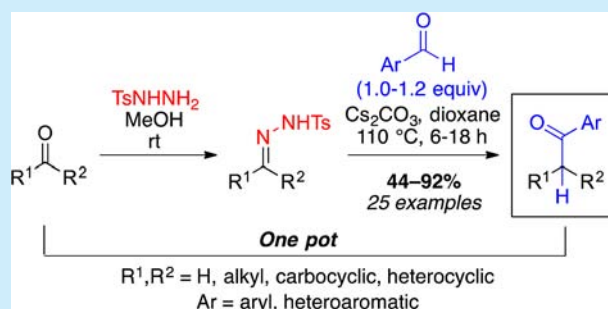
Daniel M. Allwood,^{*,†} David C. Blakemore,[‡] and Steven V. Ley[†]

[†]Department of Chemistry, University of Cambridge, Cambridge, CB2 1EW, U.K.

[‡]Neusentis Chemistry, Pfizer Worldwide Research and Development, The Portway Building, Granta Park, Cambridge, CB21 6GS, U.K.

S Supporting Information

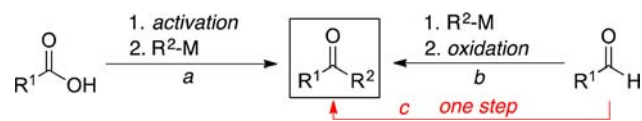
ABSTRACT: Preparation of ketones by insertion of diazo compounds into the formyl C–H bond of an aldehyde is an attractive procedure, but use of structurally diverse diazo compounds is hampered by preparation and safety issues. A convenient procedure for the synthesis of unsymmetrical ketones from bench-stable tosylhydrazones and aryl aldehydes is reported. The procedure can be performed in one pot from the parent carbonyl compound and needs only a base, with no additional promoters being required.



Ketones represent a large and highly diverse class of compounds which are useful in many areas, including materials, fragrances, and natural product synthesis. As well as their biological and structural properties, the intrinsic reactivity of ketones makes them valuable synthetic intermediates in the pharmaceutical industry.

However, the electrophilicity of the carbonyl group can make their preparation challenging. As such, the synthesis of ketones is typically accomplished via controlled addition of an organometallic reagent to a higher oxidation state partner such as an ester, acid chloride, or Weinreb amide (Scheme 1, a)

Scheme 1. Typical Strategies for the Synthesis of Ketones

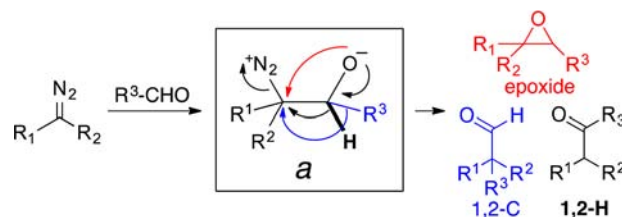


or by addition to an aldehyde and reoxidation of the intermediate alcohol (Scheme 1, b).^{1–4} Both of these approaches suffer from poor financial, time, step, and redox economies as well as the requirement for potentially unstable and air/moisture sensitive organometallic reagents.^{3–5} Therefore, a one-step approach from a substrate in the same oxidation state, such as an aldehyde, represents a highly efficient and desirable process (Scheme 1, c).

Formation of a ketone from an aldehyde requires formal insertion of a functionalized carbon atom into the aldehyde formyl C–H bond and is commonly achieved using diazo compounds.^{6,7}

Indeed, addition of a diazo compound to an aldehyde produces a diazonium alkoxide (Scheme 2, a), from which three

Scheme 2. Mechanistic Pathways Following Diazo Addition to an Aldehyde



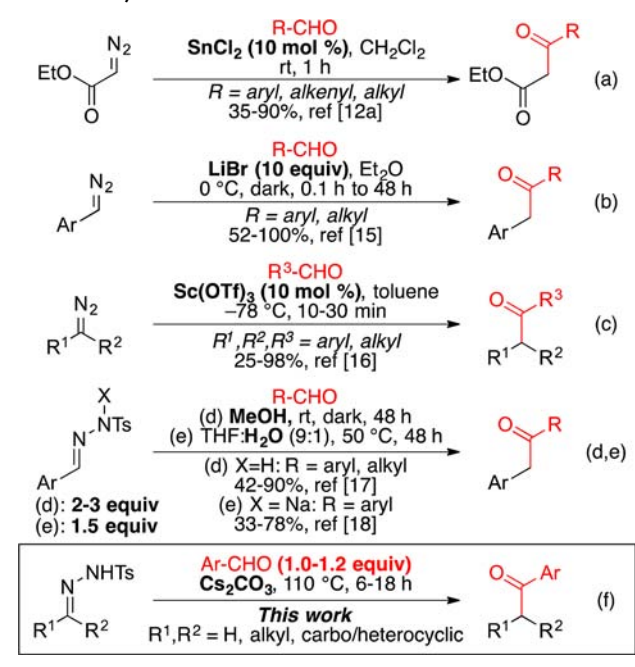
main mechanistic pathways may occur: (1) direct displacement of N₂ by the oxyanion to give an epoxide⁸ (Scheme 2, red); (2) 1,2-carbon migration to give a substituted aldehyde (Scheme 2, blue); or (3) a 1,2-hydrogen shift to give the desired ketone product (Scheme 2, black). The product distribution from this intermediate is influenced by the nature of the substrate and the reaction conditions employed.^{6c,e,i,j,7b,c,g,o,p,8–11}

The first practical addition of a diazocarbonyl to an aldehyde followed by a 1,2-hydrogen shift to give a ketone product was described by Roskamp¹² (Scheme 3a). This process requires a Lewis acid promoter, and many examples have subsequently been reported.^{6h,k,7d,f–o,q–s,13,14} However, for more general ketone preparation, it is desirable that this mode of reactivity is also applicable to nonacyl diazo species. Examples involving these types of substrates are currently under-represented in the literature. This is undoubtedly due to their problematic preparation and the toxicity and explosive nature of non-stabilized diazo intermediates.^{6k,7p}

Received: April 23, 2014

Published: May 12, 2014

Scheme 3. Selected Studies in the Reaction of Diazo Species with Aldehydes to Furnish Ketones



In one notable example, Anselme described the reaction of aryldiazomethanes with aldehydes promoted by LiBr.¹⁵ Yields were moderate-to-excellent, but limitations of the process included the requirement for 10 equiv of LiBr, poor performance on sterically crowded substrates, necessity for exclusion of light, and long reaction times (Scheme 3b). A subsequent report by Kingsbury employed catalytic $\text{Sc}(\text{OTf})_3$ to couple unstabilized alkyl and aryl diazo compounds with aryl and alkyl aldehydes in low-to-excellent yields in under 30 min (Scheme 3c).¹⁶ However, a major drawback to both of these processes lies in the aforementioned preparation and handling of potentially toxic and explosive diazo species.^{6k,7p}

In an attempt to avoid these issues, two simultaneous reports described the use of aryl tosylhydrazones¹⁷ (Scheme 3d) or aryl tosylhydrazone metal salts¹⁸ (Scheme 3e) as *in situ* diazo sources for subsequent aldehyde insertion reactions. In the first example, MeOH or EtOH was used since protic solvents were known to promote diazo insertion reactions.¹⁹ However, side reactions of the diazo species with the solvent led to difficult product purification and a large excess of the tosylhydrazone was required to generate satisfactory yields. In the other report, water was used as a protic cosolvent in order to drive the reaction to full conversion and higher yields, but this also led to increased formation of carbon migration and homologated products.^{6h,20} In addition to these common problems, these processes only work with aryl tosylhydrazones and both require very long reaction times.

In order to address these shortfalls in current methods, we have developed a safe and convenient procedure for the C–H insertion of bench-stable alkyl tosylhydrazones into aryl aldehydes (Scheme 3f). Products of this type are challenging to prepare using traditional multistep routes, owing to the nature of the reagents required to bring about such transformations.^{3,4}

Our investigations began by performing a screen of conditions using Boc-piperidinone tosylhydrazone **1a** and 4-chlorobenzaldehyde as a model system (Table 1). An initial

Table 1. Optimization of Reaction Conditions^a

1a R = -Ts
1b R = -SO₂(C₆H₄)₄-OMe
1c R = -SO₂(C₆H₄)₄-NO₂

entry	1	base	solvent	equiv ald.	time (h)	yield (%) ^b
1	1a	K ₂ CO ₃	1,4-dioxane	1.0	6	0
2	1a	Cs ₂ CO ₃	1,4-dioxane	1.0	6	80
3	1b	Cs ₂ CO ₃	1,4-dioxane	1.0	18	80
4	1c	Cs ₂ CO ₃	1,4-dioxane	1.0	1	0
5	1a	Cs ₂ CO ₃	1,4-dioxane	1.1	6	79
6	1a	Cs ₂ CO ₃	1,4-dioxane	1.2	6	80
7	1a	Cs ₂ CO ₃	toluene	1.0	6	18
8	1a	Cs ₂ CO ₃	1,2-DCE	1.0	6	6
9	1a	Cs ₂ CO ₃	MeCN	1.0	6	44
10	1a	Cs ₂ CO ₃	PhCF ₃	1.0	6	29
11	1a	Cs ₂ CO ₃	1,2-DME	1.0	6	61

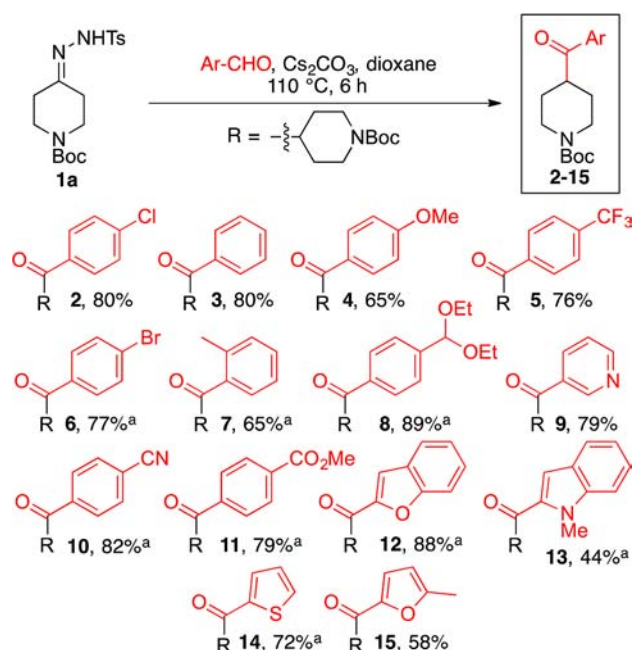
^aReaction conditions: 0.5 mmol of **1**, 0.75 mmol of base, 2 mL of solvent, sealed tube, 110 °C. ^bIsolated yield.

attempt using K₂CO₃ at 110 °C in dioxane provided complete conversion of tosylhydrazone, but no evidence of product formation (Table 1, entry 1). Pleasingly, however, a change of base to Cs₂CO₃ provided the required product in 80% yield (Table 1, entry 2). This excellent yield is noteworthy, since a Lewis acid promoter is normally required for conversion in this type of process^{13,16} and aryl aldehydes have been shown to preferentially deliver 1,2-carbon migration over 1,2-hydrogen migration products.^{6i,11} We have previously described the influence of modulating arylsulfonylhydrazone electronics on the rate of diazo release in coupling reactions.²¹ Use of an electron-rich PMP sulfonylhydrazone **1b** slows release of the diazo species, although in this instance it provided an identical yield of the product (Table 1, entry 3). As observed in our previous study, the electron-deficient 4-nitro analogue **1c** decomposed within 1 h and no product was isolated (Table 1, entry 4).²¹ The yield obtained was shown to be insensitive to the stoichiometry of the aldehyde (Table 1, entries 5–6). Consequently, a 1:1 ratio of tosylhydrazone to aldehyde was retained in further experiments. A short screen of solvents with a similar boiling point to dioxane led to no further increase in yield (Table 1, entries 7–11).

With optimized conditions in hand (Table 1, entry 2), a range of aryl aldehydes were assessed for their performance in the reaction (Scheme 4).²² High yields were obtained for electron-neutral (2–3), electron-rich (4), and electron-poor (5) substrates. Brominated ketone **6** and an ester-containing ketone (**11**), which would both be challenging to prepare using organometallic methodology, were prepared cleanly in 77% and 79% yields, respectively. An ortho-substituted example was similarly successful in good yield (7). Likewise, acetal (**8**) and nitrile (**10**) functionalities were well-tolerated, giving excellent yields of product. Finally, a range of heterocyclic aldehydes also performed well, giving good-to-excellent yields of ketone products (9, 12–15). In some examples, slightly improved yields could be achieved by using 1.2 equiv of the aldehyde and progressing the reaction for 18 h.

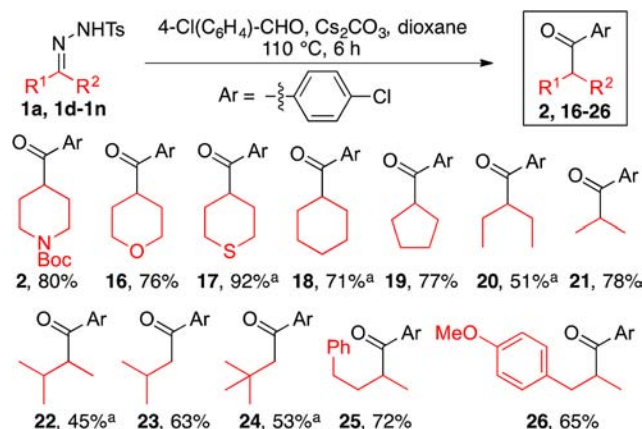
To evaluate the tosylhydrazone component of the reaction, a range of alkyl tosylhydrazones were prepared and subjected to the reaction conditions with 4-chlorobenzaldehyde as a

Scheme 4. Isolated Yields from Reaction of 1a with a Range of Aryl Aldehydes

^aReaction performed with 1.2 equiv of aldehyde for 18 h.

common partner (Scheme 5). High yields were obtained for heterocyclic (2, 16–17) and carbocyclic (18–19) products.

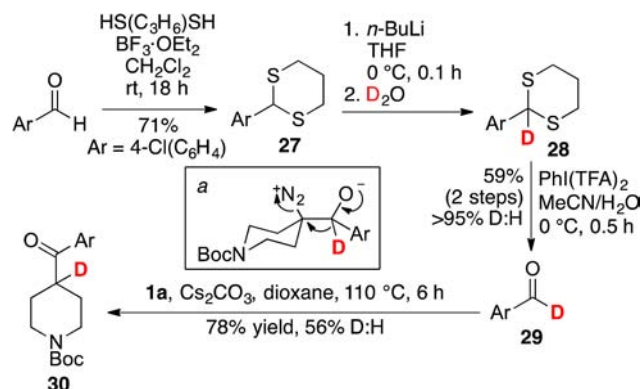
Scheme 5. Isolated Yields from Reaction of a Range of Tosylhydrazones (1a,1d–1n) with 4-Chlorobenzaldehyde

^aReaction performed with 1.2 equiv of aldehyde for 18 h.

Isopropyl (21), isobutyl (23), neopentyl (24), and other branched alkyl groups (20, 22) could also be introduced in moderate-to-good yield. Finally, products derived from 1,3-aryl (25) and 1,2-aryl tosylhydrazones (26) were obtained in good yield under these conditions. Reactions using *benzylic* (1,1-aryl) tosylhydrazones led to complex mixtures of products, presumably due to a switch in reaction mechanism caused by the change in electronic nature of the substrate.

In order to probe the mechanism of the transformation, deuterated aldehyde 29 was prepared via a three-step sequence (Scheme 6). Submission of this aldehyde to the reaction conditions with 1a gave the ketone product in 78% yield with 56% deuterium incorporation at the position α to the carbonyl

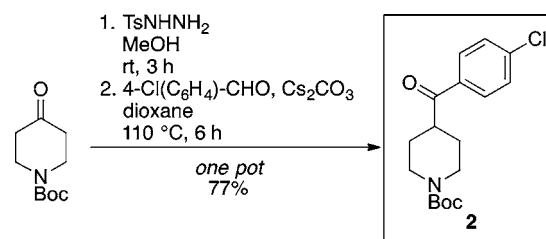
Scheme 6. Preparation of Deuterated 4-Chlorobenzaldehyde 29 and Subsequent Reaction with 1a To Give Deuterium-Labelled Product 30



group (30, Scheme 6). A subsequent reaction run for 18 h revealed a lower D/H ratio. Therefore, we postulate that the reaction occurs via a 1,2-hydrogen shift¹⁶ (Scheme 6a) and that the product then enolizes under the reaction conditions, partially eroding the level of deuterium incorporation.

For practical reasons, we also established that the procedure can be performed as a one-pot reaction. Reaction of a 1:1 stoichiometry of 1-Boc-4-piperidinone and tosylhydrazide in MeOH for 3 h, removal of the solvent, and subjection of the resulting residue to the ketone synthesis conditions with 4-chlorobenzaldehyde gave a 77% yield of the homologated ketone product, 2 (Scheme 7). Since the majority of tosylhydrazones can be prepared without purification in a similar manner, a one-pot procedure is a viable option in most cases.

Scheme 7. One-Pot Reaction of 1-Boc-4-piperidinone To Form 2



In summary, we present a safe and convenient procedure for the synthesis of unsymmetrical ketones from bench-stable saturated tosylhydrazones and aryl aldehydes, which avoids the preparation and handling of toxic and explosive diazo compounds. The reaction provides moderate-to-excellent yields of a wide variety of products, uses a 1:1 stoichiometric ratio of the reaction partners, requires no additional promoters or catalysts other than Cs₂CO₃ as a base, and can be performed as a one-pot procedure.

■ ASSOCIATED CONTENT

Supporting Information

Experimental procedures, spectroscopic data, structural assignment, and NMR spectra for all synthesized compounds. This material is available free of charge via the Internet at <http://pubs.acs.org>.

■ AUTHOR INFORMATION

Corresponding Author

*E-mail: dma33@cam.ac.uk

Notes

The authors declare no competing financial interest.

■ ACKNOWLEDGMENTS

This work was supported by a postdoctoral fellowship from Pfizer (D.M.A.) and the B.P. 1702 professorship (S.V.L.).

■ REFERENCES

- (1) Smith, M. B.; March, J. In *March's Advanced Organic Chemistry: Reactions, Mechanisms, and Structure*, 5th ed.; John Wiley & Sons: New York, 2001.
- (2) Kürti, L.; Czako, B. In *Strategic Applications of Named Reactions in Organic Synthesis*; Elsevier Academic Press: Burlington, 2005.
- (3) Li, J.; Zhang, X.; Zhang, Z.; Padakanti, P. K.; Jin, H.; Cui, J.; Li, A.; Zeng, D.; Rath, N. P.; Flores, H.; Perlmutter, J. S.; Parsons, S. M.; Tu, Z. *J. Med. Chem.* **2013**, *56*, 6216–6233.
- (4) Uto, Y.; Ogata, T.; Yohei, K.; Ueno, Y.; Miyazawa, Y.; Kurata, H.; Deguchi, T.; Watanabe, N.; Konishi, M.; Okuyama, R.; Kurikawa, N.; Takagi, T.; Wakimoto, S.; Ohsumi, J. *Bioorg. Med. Chem. Lett.* **2010**, *20*, 341–345.
- (5) For a review on the preparation and stability of alkyl organometallics, see: Jana, R.; Pathak, T. P.; Sigman, M. S. *Chem. Rev.* **2011**, *111*, 1417–1492.
- (6) For selected examples of diazo insertion into C–C bonds adjacent to carbonyls, see: (a) Mock, W. L.; Hartman, M. E. *J. Org. Chem.* **1977**, *42*, 459–465. (b) Hashimoto, N.; Aoyama, T.; Shioiri, T. *Tetrahedron Lett.* **1980**, *21*, 4619–4622. (c) Nagao, K.; Chiba, M.; Kim, S.-W. *Synthesis* **1983**, 197–199. (d) Maruoka, K.; Concepcion, A. B.; Yamamoto, H. *J. Org. Chem.* **1994**, *59*, 4725–4726. (e) Hashimoto, T.; Naganawa, Y.; Maruoka, K. *J. Am. Chem. Soc.* **2008**, *130*, 2434–2435. (f) Morandi, B.; Carreira, E. M. *Angew. Chem., Int. Ed.* **2011**, *50*, 9085–9088. (g) Gao, L.; Kang, B. C.; Ryu, D. H. *J. Am. Chem. Soc.* **2013**, *135*, 14556–14559. (h) Maruoka, K.; Concepcion, A. B.; Yamamoto, H. *Synthesis* **1994**, 1283–1290. (i) Kanemasa, S.; Kanai, T.; Araki, T.; Wada, E. *Tetrahedron Lett.* **1999**, *40*, 5055–5058. (j) Dudley, M. E.; Morshed, Md. M.; Brennan, C. L.; Islam, M. S.; Ahmad, M. S.; Atuu, M.-R.; Branstetter, B.; Hossain, M. M. *J. Org. Chem.* **2004**, *69*, 7599–7608. (k) Zhang, Y.; Wang, J. *Chem. Commun.* **2009**, 5350–5361. (l) Fructos, M. R.; Díaz-Requejo, M. M.; Pérez, P. *J. Chem. Commun.* **2009**, 5153–5155.
- (7) For selected examples of diazo insertion into aldehyde formyl C–H bonds, see: (a) Aoyama, T.; Shioiri, T. *Synthesis* **1988**, 228–229. (b) López-Herrera, F. J.; Valpuesta-Fernández, M.; García-Claros, S. *Tetrahedron* **1990**, *46*, 7165–7174. (c) Maruoka, K.; Concepcion, A. B.; Yamamoto, H. *Synlett* **1994**, 521–523. (d) Sudrik, S. G.; Balaji, B. S.; Singh, A. P.; Mitra, R. B.; Sonawane, H. R. *Synlett* **1996**, 369–370. (e) Werner, R. M.; Shokek, O.; Davis, J. T. *J. Org. Chem.* **1997**, *62*, 8243–8346. (f) Balaji, B. S.; Chanda, B. M. *Tetrahedron* **1998**, *54*, 13237–13252. (g) Mahmood, S. J.; Saha, A. K.; Hossain, M. M. *Tetrahedron* **1998**, *54*, 349–358. (h) Phukan, P.; Mohan, J. M.; Sudalai, A. *J. Chem. Soc., Perkin Trans. 1* **1999**, 3685–3689. (i) Bandgar, B. P.; Pandit, S. S.; Sadavarte, V. S. *Green Chem.* **2001**, *3*, 247–249. (j) Yadav, J. S.; Subba Reddy, B. V.; Eeshwaraiiah, B.; Reddy, P. N. *Tetrahedron* **2005**, *61*, 875–878. (k) Wu, M.; Sun, Q.; Yang, C.; Chen, D.; Ding, J.; Chen, Y.; Lin, L.; Xie, Y. *Bioorg. Med. Chem. Lett.* **2007**, *17*, 869–873. (l) Murata, H.; Ishitani, H.; Iwamoto, M. *Tetrahedron Lett.* **2008**, *49*, 4788–4791. (m) Yadav, J. S.; Subba Reddy, B. V.; Purnima, K. V.; Jhansi, S.; Nagaiah, K.; Lingaiah, N. *Catal. Commun.* **2008**, *9*, 2361–2364. (n) Jeyakumar, K.; Chand, D. K. *Synthesis* **2008**, 1685–1687. (o) Hashimoto, T.; Miyamoto, H.; Naganawa, Y.; Maruoka, K. *J. Am. Chem. Soc.* **2009**, *131*, 11280–11281. (p) Bartrum, H. E.; Blakemore, D. C.; Moody, C. J.; Hayes, C. J. *J. Org. Chem.* **2010**, *75*, 8674–8676. (q) Bandyopadhyay, A.; Agrawal, N.; Mali, S. M.; Jadhav, S. V.; Gopi, H. N. *Org. Biomol. Chem.* **2010**, *8*, 4855–4860.
- (r) Li, W.; Wang, J.; Hu, X.; Shen, K.; Wang, W.; Chu, Y.; Lin, L.; Liu, X.; Feng, X. *J. Am. Chem. Soc.* **2010**, *132*, 8532–8533. (s) Gao, L.; Kang, B. C.; Hwang, G.-S.; Ryu, D. H. *Angew. Chem., Int. Ed.* **2012**, *51*, 8322–8325.
- (8) Curini, M.; Epifano, F.; Marcotullio, M. C.; Rosati, O. *Eur. J. Org. Chem.* **2002**, 1562–1565.
- (9) Zhu, Z.; Espenson, J. H. *J. Org. Chem.* **1995**, *60*, 7090–7091.
- (10) Aggarwal, V. K.; Abdel-Rahman, H.; Jones, R. V. H.; Lee, H. Y.; Reid, B. D. *J. Am. Chem. Soc.* **1994**, *116*, 5973–5974.
- (11) Mahmood, S. J.; Hossain, M. M. *J. Org. Chem.* **1998**, *63*, 3333–3336.
- (12) (a) Holmquist, C. R.; Roskamp, E. J. *J. Org. Chem.* **1989**, *54*, 3258–3260. (b) Holmquist, C. R.; Roskamp, E. J. *Tetrahedron Lett.* **1992**, *33*, 1131–1134.
- (13) Padwa, A.; Hornbuckle, S. F.; Zhang, Z.; Zhi, L. *J. Org. Chem.* **1990**, *55*, 5297–5299.
- (14) Nomura, K.; Iida, T.; Hori, K.; Yoshii, E. *J. Org. Chem.* **1994**, *59*, 488–490.
- (15) Loeschorn, C. A.; Nakajima, M.; McCloskey, P. J.; Anselme, P. J. *J. Org. Chem.* **1983**, *48*, 4407–4410.
- (16) Wommack, A. J.; Moebius, D. C.; Travis, A. L.; Kingsbury, J. S. *Org. Lett.* **2009**, *11*, 3202–3205.
- (17) Angle, S. R.; Neitzel, M. L. *J. Org. Chem.* **2000**, *65*, 6458–6461.
- (18) Aggarwal, V. K.; de Vicente, J.; Pelotier, B.; Holmes, I. P.; Bonnert, R. V. *Tetrahedron Lett.* **2000**, *41*, 10327–10331.
- (19) Bradley, J. N.; Cowell, G. W.; Ledwith, A. *J. Chem. Soc.* **1964**, 4334–4339.
- (20) Wulfsberg, D. S.; Linstrumelle, G.; Cooper, C. F. In *The Chemistry of Diazonium and Diazo Groups*; Patai, S., Ed.; Interscience: New York, 1978.
- (21) Allwood, D. M.; Blakemore, D. C.; Brown, A. D.; Ley, S. V. *J. Org. Chem.* **2014**, *79*, 328–338.
- (22) Alkyl aldehydes also react under these conditions, but yields are lower, and this is an active area of further development within our laboratory.